





































31 100m Breaststroke Men Final

























Official

























13yrs NZR	13yrs NZR	1:06.33	2022-08-26	Cameron Karpik AK
14yrs NZR	14yrs NZR	1:04.11	2023-08-11	Cameron Karpik AK
15yrs NZR	15yrs NZR	1:01.86	2011-08-07	Erik Kahr AK
16yrs NZR	16yrs NZR	1:01.05	2013-09-29	Ben Walsh WN
17yrs NZR	17yrs NZR	1:00.77	2013-09-29	Erik Kahr AK
18yrs NZR	18yrs NZR	1:00.49	2012-09-30	Jeffrey Arona-Tuifana'e CO
Open NZR	Open NZR	57.57	2024-08-23	Joshua Gilbert AK

























Total

























Rank	Competitor	Age	Club	RT	PTS	Result
1	 Mercer Jack	17	 Barker Coll...			1:02.58 Entry: 1:03.53 -0.95
	25m:		50m: 29.36 (29.36)			
	75m:		100m: 1:02.58 (1:02.58)			
2	 Wheeler Ry...	17	 Christ's Col...			1:02.93 Entry: 1:04.07 -1.14
	25m:		50m: 29.62 (29.62)			
	75m:		100m: 1:02.93 (1:02.93)			
3	 Bao Elwin	17	 Rangitoto C...			1:04.01 Entry: 1:03.76 +0.25
	25m:		50m: 30.51 (30.51)			
	75m:		100m: 1:04.01 (1:04.01)			
4	 Yoon Jethrow	15	 Westlake B...			1:05.27 Entry: 1:05.73 -0.46
	25m:		50m: 31.78 (31.78)			
	75m:		100m: 1:05.27 (1:05.27)			
5	 Bell Lucas	16	 Nelson Coll...			1:05.52 Entry: 1:06.49 -0.97
	25m:		50m: 30.81 (30.81)			
	75m:		100m: 1:05.52 (1:05.52)			
6	 Yin Caleb	15	 Auckland G...			1:05.81 Entry: 1:05.94 -0.13
	25m:		50m: 31.17 (31.17)			
	75m:		100m: 1:05.81 (1:05.81)			

























7	 Karpik Cam...	16	 ACG Parne...	1:06.01	+1.24
	25m:	50m:	31.10 (31.10)	Entry:	1:04.77
	75m:	100m:	1:06.01 (1:06.01)		
8	 Park John	17	 St Paul's C...	1:06.19	-0.13
	25m:	50m:	31.40 (31.40)	Entry:	1:06.32
	75m:	100m:	1:06.19 (1:06.19)		
9	 Wong Eric	16	 Palmerston...	1:06.23	-0.90
	25m:	50m:	31.20 (31.20)	Entry:	1:07.13
	75m:	100m:	1:06.23 (1:06.23)		
10	 Jenkins Co...	15	 Mount Hutt ...	1:06.36	+0.39
	25m:	50m:	30.54 (30.54)	Entry:	1:05.97
	75m:	100m:	1:06.36 (1:06.36)		
11	 Yang Michael	14	 Kristin School	1:06.39	+1.85
	25m:	50m:	31.54 (31.54)	Entry:	1:04.54
	75m:	100m:	1:06.39 (1:06.39)		
12	 Shanks Cur...	18	 Burnside Hi...	1:07.26	+1.58
	25m:	50m:	31.57 (31.57)	Entry:	1:05.68
	75m:	100m:	1:07.26 (1:07.26)		
13	 Zhao Rick	15	 Botany Do...	1:07.79	+0.61
	25m:	50m:	31.85 (31.85)	Entry:	1:07.18
	75m:	100m:	1:07.79 (1:07.79)		
14	 Fuatimau C...	14	 Kings College	1:08.01	-2.53
	25m:	50m:	32.03 (32.03)	Entry:	1:10.54
	75m:	100m:	1:08.01 (1:08.01)		
15	 Charlton Fe...	18	 Mahurangi ...	1:08.13	+0.92
	25m:	50m:	31.57 (31.57)	Entry:	1:07.21
	75m:	100m:	1:08.13 (1:08.13)		
16	 Pask Zack	17	 Tauranga B...	1:08.14	-0.20
	25m:	50m:	32.37 (32.37)	Entry:	1:08.34
	75m:	100m:	1:08.14 (1:08.14)		
17	 Herbert Will	15	 Macleans C...	1:08.41	-1.60
	25m:	50m:	31.80 (31.80)	Entry:	1:10.01
	75m:	100m:	1:08.41 (1:08.41)		
18	 Aloua Finn	14	 Kings College	1:08.44	+0.79
	25m:	50m:	32.81 (32.81)	Entry:	1:07.65
	75m:	100m:	1:08.44 (1:08.44)		













19	 Thomas As...	14	 Aotea Colle...	1:08.49 Entry: 1:09.07 -0.58
	25m:	50m:	32.19 (32.19)	
	75m:	100m:	1:08.49 (1:08.49)	
20	 Wang Elvin	14	 Rangitoto C...	1:08.54 Entry: 1:10.50 -1.96
	25m:	50m:	32.19 (32.19)	
	75m:	100m:	1:08.54 (1:08.54)	
21	 Jiang Matth...	15	 Kings College	1:08.57 Entry: 1:10.54 -1.97
	25m:	50m:	32.37 (32.37)	
	75m:	100m:	1:08.57 (1:08.57)	
22	 Xie Jasper	14	 Kings College	1:08.74 Entry: 1:10.58 -1.84
	25m:	50m:	32.36 (32.36)	
	75m:	100m:	1:08.74 (1:08.74)	
23	 Taylor Aidan	16	 Macleans C...	1:08.82 Entry: 1:08.90 -0.08
	25m:	50m:	32.14 (32.14)	
	75m:	100m:	1:08.82 (1:08.82)	
24	 Thompson ...	17	 Amuri Area ...	1:09.27 Entry: 1:09.81 -0.54
	25m:	50m:	32.58 (32.58)	
	75m:	100m:	1:09.27 (1:09.27)	
25	 Wang Runx...	15	 Pinehurst S...	1:10.02 Entry: 1:08.23 +1.79
	25m:	50m:	32.48 (32.48)	
	75m:	100m:	1:10.02 (1:10.02)	
26	 Holmberg ...	18	 Aquinas Co...	1:10.05 Entry: 1:10.44 -0.39
	25m:	50m:	33.11 (33.11)	
	75m:	100m:	1:10.05 (1:10.05)	
27	 McAlister S...	17	 St Andrew's...	1:10.46 Entry: 1:09.14 +1.32
	25m:	50m:	32.50 (32.50)	
	75m:	100m:	1:10.46 (1:10.46)	
28	 Liu Leo	13	 Auckland G...	1:10.51 Entry: 1:13.08 -2.57
	25m:	50m:	33.58 (33.58)	
	75m:	100m:	1:10.51 (1:10.51)	
29	 Beeby Hugo	14	 John McGl...	1:10.62 Entry: 1:10.03 +0.59
	25m:	50m:	32.94 (32.94)	
	75m:	100m:	1:10.62 (1:10.62)	
30	 Heerikhuis...	15	 St Peters S...	1:10.63 Entry: 1:10.80 -0.17
	25m:	50m:	33.25 (33.25)	
	75m:	100m:	1:10.63 (1:10.63)	

31	 Dunn Oscar	13	 Westlake B...	1:10.90 Entry: 1:11.36 -0.46
	25m:		50m: 33.67 (33.67)	
	75m:		100m: 1:10.90 (1:10.90)	
32	 Karena Luke	16	 Henderson ...	1:10.91 Entry: 1:12.93 -2.02
	25m:		50m: 32.84 (32.84)	
	75m:		100m: 1:10.91 (1:10.91)	
33	 Jung-Ishida...	16	 Western He...	1:10.96 Entry: 1:11.51 -0.55
	25m:		50m: 33.42 (33.42)	
	75m:		100m: 1:10.96 (1:10.96)	
34	 Narayan Ari	16	 Hamilton B...	1:11.02 Entry: 1:13.15 -2.13
	25m:		50m: 33.41 (33.41)	
	75m:		100m: 1:11.02 (1:11.02)	
35	 Burke Sean	16	 Rangitoto C...	1:11.04 Entry: 1:15.27 -4.23
	25m:		50m: 33.59 (33.59)	
	75m:		100m: 1:11.04 (1:11.04)	
36	 Ives Lewis	14	 Palmerston...	1:11.07 Entry: 1:11.38 -0.31
	25m:		50m: 33.63 (33.63)	
	75m:		100m: 1:11.07 (1:11.07)	
37	 Li Shawn	13	 Pinehurst S...	1:11.22 Entry: 1:13.44 -2.22
	25m:		50m: 33.57 (33.57)	
	75m:		100m: 1:11.22 (1:11.22)	
38	 Cryer Max	15	 Te Aroha C...	1:11.23 Entry: 1:13.99 -2.76
	25m:		50m: 33.80 (33.80)	
	75m:		100m: 1:11.23 (1:11.23)	
39	 Sugiyama T...	17	 Otago Boys...	1:11.39 Entry: 1:09.62 +1.77
	25m:		50m: 34.06 (34.06)	
	75m:		100m: 1:11.39 (1:11.39)	
40	 Hurbuns Ril...	17	 Rangitoto C...	1:11.88 Entry: 1:10.75 +1.13
	25m:		50m: 34.28 (34.28)	
	75m:		100m: 1:11.88 (1:11.88)	
41	 Henderson ...	14	 Pakuranga ...	1:11.90 Entry: 1:12.25 -0.35
	25m:		50m: 33.22 (33.22)	
	75m:		100m: 1:11.90 (1:11.90)	
42	 Zou Nolan	17	 Macleans C...	1:12.12 Entry: 1:12.92 -0.80
	25m:		50m: 33.01 (33.01)	
	75m:		100m: 1:12.12 (1:12.12)	

43	 Maunder J...	18	 Westlake B...	1:12.68 Entry: 1:09.43 +3.25
	25m:		50m: 34.00 (34.00)	
	75m:		100m: 1:12.68 (1:12.68)	
44	 Tauu Isaiah	14	 ACG Strath...	1:12.75 Entry: 1:12.42 +0.33
	25m:		50m: 33.43 (33.43)	
	75m:		100m: 1:12.75 (1:12.75)	
45	 Lewis Daniel	16	 Whangama...	1:13.20 Entry: 1:13.75 -0.55
	25m:		50m: 34.00 (34.00)	
	75m:		100m: 1:13.20 (1:13.20)	
46	 Kehoe Ethan	17	 Wellington ...	1:13.37 Entry: 1:11.73 +1.64
	25m:		50m: 34.24 (34.24)	
	75m:		100m: 1:13.37 (1:13.37)	
47	 Callow Willi...	14	 Christchurc...	1:13.51 Entry: 1:12.16 +1.35
	25m:		50m: 34.85 (34.85)	
	75m:		100m: 1:13.51 (1:13.51)	
48	 Alblas Abe	18	 Auckland G...	1:13.53 Entry: 1:11.85 +1.68
	25m:		50m: 34.23 (34.23)	
	75m:		100m: 1:13.53 (1:13.53)	
49	 Suh Junu	14	 Auckland G...	1:13.58 Entry: 1:12.76 +0.82
	25m:		50m: 35.27 (35.27)	
	75m:		100m: 1:13.58 (1:13.58)	
50	 Rasmusse...	16	 Napier Boy...	1:13.62 Entry: 1:13.52 +0.10
	25m:		50m: 34.18 (34.18)	
	75m:		100m: 1:13.62 (1:13.62)	
51	 Soal James	16	 Waitaki Boy...	1:13.66 Entry: 1:13.54 +0.12
	25m:		50m: 34.46 (34.46)	
	75m:		100m: 1:13.66 (1:13.66)	
52	 Joseph Jonny	15	 Mt Albert G...	1:13.85 Entry: 1:15.16 -1.31
	25m:		50m: 35.09 (35.09)	
	75m:		100m: 1:13.85 (1:13.85)	
53	 Oyston Dhy...	15	 Kings College	1:14.03 Entry: 1:13.49 +0.54
	25m:		50m: 35.33 (35.33)	
	75m:		100m: 1:14.03 (1:14.03)	
54	 Byrne Cullen	17	 Palmerston...	1:14.09 Entry: 1:16.31 -2.22
	25m:		50m: 34.64 (34.64)	
	75m:		100m: 1:14.09 (1:14.09)	

55	 Turei Braden	14	 Havelock N...	1:14.34 Entry: 1:11.51 +2.83
	25m:		50m: 34.48 (34.48)	
	75m:		100m: 1:14.34 (1:14.34)	
56	 Carlisle Aiden	13	 Taradale Hi...	1:14.54 Entry: 1:16.06 -1.52
	25m:		50m: 35.77 (35.77)	
	75m:		100m: 1:14.54 (1:14.54)	
57	 Williams Joel	17	 Shirley Boy...	1:15.53 Entry: 1:17.95 -2.42
	25m:		50m: 35.55 (35.55)	
	75m:		100m: 1:15.53 (1:15.53)	
58	 Houghton L...	15	 Bethlehem ...	1:15.69 Entry: 1:15.44 +0.25
	25m:		50m: 34.67 (34.67)	
	75m:		100m: 1:15.69 (1:15.69)	
59	 Boocock Ja...	14	 Nelson Coll...	1:15.71 Entry: 1:13.35 +2.36
	25m:		50m: 35.24 (35.24)	
	75m:		100m: 1:15.71 (1:15.71)	
60	 Ling Hayden	13	 Sancta Mar...	1:15.83 Entry: 1:16.73 -0.90
	25m:		50m: 35.96 (35.96)	
	75m:		100m: 1:15.83 (1:15.83)	
61	 Avery Sea...	13	 Orewa Coll...	1:15.84 Entry: 1:17.24 -1.40
	25m:		50m: 35.40 (35.40)	
	75m:		100m: 1:15.84 (1:15.84)	
62	 Yuan Gary	17	 Auckland G...	1:15.94 Entry: 1:11.73 +4.21
	25m:		50m: 35.36 (35.36)	
	75m:		100m: 1:15.94 (1:15.94)	
63	 Macalalad ...	15	 Central Ha...	1:15.96 Entry: 1:18.53 -2.57
	25m:		50m: 34.45 (34.45)	
	75m:		100m: 1:15.96 (1:15.96)	
64	 Te Anga Ka...	17	 Mt Albert G...	1:15.97 Entry: 1:15.57 +0.40
	25m:		50m: 35.83 (35.83)	
	75m:		100m: 1:15.97 (1:15.97)	
65	 Vorster Joh...	13	 Rangitoto C...	1:15.99 Entry: 1:14.59 +1.40
	25m:		50m: 35.23 (35.23)	
	75m:		100m: 1:15.99 (1:15.99)	
66	 Hyde-Hills ...	15	 Taradale Hi...	1:16.12 Entry: 1:18.09 -1.97
	25m:		50m: 35.74 (35.74)	
	75m:		100m: 1:16.12 (1:16.12)	

67	 Forlong Ha...	14	 Aquinas Co...	1:16.58 Entry: 1:16.06 +0.52
	25m:		50m: 35.59 (35.59)	
	75m:		100m: 1:16.58 (1:16.58)	
68	 Wang Jk	13	 Wentworth ...	1:16.71 Entry: 1:15.94 +0.77
	25m:		50m: 36.06 (36.06)	
	75m:		100m: 1:16.71 (1:16.71)	
69	 Calder-Kerr...	15	 Palmerston...	1:16.73 Entry: 1:16.73
	25m:		50m: 35.63 (35.63)	
	75m:		100m: 1:16.73 (1:16.73)	
70	 Kim Jun	15	 John Paul ...	1:16.88 Entry: 1:15.39 +1.49
	25m:		50m: 36.38 (36.38)	
	75m:		100m: 1:16.88 (1:16.88)	
71	 Crisp Tom	14	 Tauranga B...	1:17.46 Entry: 1:16.50 +0.96
	25m:		50m: 35.76 (35.76)	
	75m:		100m: 1:17.46 (1:17.46)	
72	 Hiscox Coh...	16	 Tauranga B...	1:17.70 Entry: 1:17.10 +0.60
	25m:		50m: 35.34 (35.34)	
	75m:		100m: 1:17.70 (1:17.70)	
73	 Zhang Josh...	14	 Pinehurst S...	1:17.90 Entry: 1:17.82 +0.08
	25m:		50m: 35.96 (35.96)	
	75m:		100m: 1:17.90 (1:17.90)	
74	 Zhang Calvin	14	 Glendowie ...	1:18.23 Entry: 1:18.84 -0.61
	25m:		50m: 36.11 (36.11)	
	75m:		100m: 1:18.23 (1:18.23)	
75	 Prinsloo Zane	14	 Hillcrest Hi...	1:19.42 Entry: 1:21.47 -2.05
	25m:		50m: 36.18 (36.18)	
	75m:		100m: 1:19.42 (1:19.42)	
76	 Zhao Austin	13	 Saint Kenti...	1:19.68 Entry: 1:19.46 +0.22
	25m:		50m: 36.52 (36.52)	
	75m:		100m: 1:19.68 (1:19.68)	
77	 Brown Aydan	13	 Lincoln Hig...	1:19.72 Entry: 1:18.70 +1.02
	25m:		50m: 37.66 (37.66)	
	75m:		100m: 1:19.72 (1:19.72)	
78	 Yu Jesu	13	 Long Bay C...	1:19.79 Entry: 1:19.36 +0.43
	25m:		50m: 37.89 (37.89)	
	75m:		100m: 1:19.79 (1:19.79)	

79	 Liu Louis	13	 St Peter's ...	1:20.08 Entry: 1:19.93 +0.15
	25m:		50m: 37.93 (37.93)	
	75m:		100m: 1:20.08 (1:20.08)	
80	 Zhu Ryder	14	 Kristin School	1:20.23 Entry: 1:21.77 -1.54
	25m:		50m: 37.68 (37.68)	
	75m:		100m: 1:20.23 (1:20.23)	
81	 Zhang Steve	13	 Wentworth ...	1:20.45 Entry: 1:21.35 -0.90
	25m:		50m: 37.34 (37.34)	
	75m:		100m: 1:20.45 (1:20.45)	
82	 Hansen Fin...	14	 Nelson Coll...	1:21.13 Entry: 1:19.84 +1.29
	25m:		50m: 37.10 (37.10)	
	75m:		100m: 1:21.13 (1:21.13)	
83	 Hodge Oscar	13	 Wellington ...	1:21.42 Entry: 1:21.34 +0.08
	25m:		50m: 37.88 (37.88)	
	75m:		100m: 1:21.42 (1:21.42)	
84	 Pimmenta ...	14	 Barker Coll...	1:21.60 Entry: 1:18.46 +3.14